

GRADE 1

HOMESCHOOL PLANNING BUNDLE

A COMPLETE, **DONE-FOR-YOU** PLANNING SYSTEM FOR PRIMARY YEARS LEARNING



EVERYTHING IS PLANNED. **YOU** MAKE IT YOURS.

This bundle provides a full year of pre-planned learning, mapped across all key learning areas and aligned with the Australian Curriculum.

You simply personalise, teach, explore and document learning in a way that works for your child.



Structured &
Pre-Mapped



Flexible &
Adaptable



Outcome-
Aligned



Confidence-
Boosting



Registration &
Review Friendly

WHAT'S INCLUDED



1. YEAR OVERVIEW (LEARNING PLAN)

A complete year learning plan with all learning areas, outcomes, resources and evidence ideas. Pre-mapped and ready to use.

Pre-mapped &
registration
friendly



2. TERM PLANNERS

10 weeks per term with learning focus, intentions, activities, resources and learning goals.

Pre-planned
progression for
each term



3. WEEKLY PLANNER

Plan each week using the pre-planned structure. Add your own activities and experiences.

Flexible weekly
planning made
easy



4. EVIDENCE LOG

Record learning evidence as it happens. Track activities, skills and progress against outcomes.

Outcome-aligned
evidence
tracking



5. READING LOG

Track books read, new words, favourite stories and celebrate reading growth.

Build a love of
reading & track
progress



6. REFLECTION & OUTCOME SUMMARY

Reflect at the end of each term and assess progress against outcomes. Celebrate wins and plan next steps.

Review, assess
and plan with
confidence

✔ WHAT THIS BUNDLE IS

- ✔ A complete, structured homeschool planning system
- ✔ Pre-planned learning across all key learning areas
- ✔ Aligned with the Australian Curriculum
- ✔ Designed for flexibility – adapt to your child's interests, pace and learning style
- ✔ Helps you stay organised, confident and consistent
- ✔ Supports ongoing documentation and reflection
- ✔ Registration and review friendly

✘ WHAT THIS BUNDLE IS NOT

- ✘ It is not a scripted curriculum or daily lesson plan
- ✘ It does not include worksheets or printable activities
- ✘ It does not tell you exactly what to do each day



OUR PROMISE

We take care of the planning and mapping, so you can focus on what matters most – building connection and enjoying meaningful learning together.



TERM PLANNERS ARE PROVIDED IN A **SEPARATE LANDSCAPE FILE** FOR EASY PRINTING AND USE.

YEAR OVERVIEW



Student Name: _____ Year Level: _____ Learning Period: _____

Date of Birth: _____ Parent / Educator: _____



OUR LEARNING APPROACH

This program is aligned with the Australian Curriculum and supports primary years learning across key learning areas. It is designed to provide a structured, flexible approach to developing essential skills in literacy, numeracy, science and social development.



Structured Lessons



Play-Based Learning



Real-Life Experiences



Hands-On Activities



Outdoor Exploration

KEY LEARNING AREA	OUTCOMES SUMMARY	RESOURCES & ACTIVITIES	EVIDENCE COLLECTED	ENRICHMENT AREA (Parent to add)
 ENGLISH	<ul style="list-style-type: none"> Read fluently, decode and comprehend simple texts Understand and use a range of spelling patterns Write simple texts for different purposes Speak clearly and listen actively in discussions 	<ul style="list-style-type: none"> Guided reading & phonics Sight words & spelling lists Writing prompts & journals Storybooks & book studies Sentence building activities Role play & discussions 	<ul style="list-style-type: none"> Writing samples Reading records Worksheets Photos of activities Speaking & listening observations 	<hr/> <hr/> <hr/> <hr/> <hr/>
 MATHEMATICS	<ul style="list-style-type: none"> Count, read, write & order numbers to 100 Add & subtract one & two-digit numbers Recognise shapes & measure length Explore patterns, time and money 	<ul style="list-style-type: none"> Number games & activities Addition & subtraction worksheets Hands-on materials (counters, blocks) Measurement activities Pattern & sequencing tasks 	<ul style="list-style-type: none"> Completed worksheets Photos of hands-on activities Observations of counting skills Simple assessments 	<hr/> <hr/> <hr/> <hr/> <hr/>
 SCIENCE & TECHNOLOGY	<ul style="list-style-type: none"> Explore living things and their habitats Identify everyday materials and their uses Observe and describe changes in the environment Use simple technologies safely 	<ul style="list-style-type: none"> Nature walks & observations Experiments & investigations Sorting materials Weather tracking Digital tools & apps 	<ul style="list-style-type: none"> Photos of experiments Drawings & diagrams Verbal explanations Activity sheets 	<hr/> <hr/> <hr/> <hr/> <hr/>
 HSIE (HISTORY & GEOGRAPHY)	<ul style="list-style-type: none"> Explore family, school and community roles Investigate past and present family life Explore local places and their features Develop an awareness of different cultures 	<ul style="list-style-type: none"> Family history activities Maps of local area Community walks Cultural celebrations Timelines & stories 	<ul style="list-style-type: none"> Drawings & maps Worksheets Photos of outings Discussions / observations 	<hr/> <hr/> <hr/> <hr/> <hr/>
 PDHPE (PERSONAL DEVELOPMENT, HEALTH & PHYSICAL EDUCATION)	<ul style="list-style-type: none"> Develop positive self-identity and social skills Understand health, safety and wellbeing Participate in games and physical activities Identify and manage feelings 	<ul style="list-style-type: none"> Circle time & discussions Feelings & wellbeing activities Movement & sport games Healthy habits routines Mindfulness activities 	<ul style="list-style-type: none"> Photos/videos of activities Routine charts Observations Participation records 	<hr/> <hr/> <hr/> <hr/> <hr/>
 CREATIVE ARTS	<ul style="list-style-type: none"> Explore ideas through visual arts Participate in music and movement Use drama and role play to express ideas 	<ul style="list-style-type: none"> Art projects & craft Music & singing Drama & role play Dance & movement Creative play 	<ul style="list-style-type: none"> Artwork Photos Videos Creative projects 	<hr/> <hr/> <hr/> <hr/> <hr/>



LEARNING REFLECTION



Student Name: _____ Year Level: _____ Learning Period: _____

Parent / Educator: _____ Date Started: _____ Date Completed: _____



STRENGTHS OBSERVED

What is your child doing well? What are their interests and passions?

.....
.....
.....
.....
.....



AREAS FOR DEVELOPMENT

What skills or areas are we continuing to work on?

.....
.....
.....
.....
.....



ADJUSTMENTS MADE

What changes or supports have been put in place to support learning?

.....
.....
.....
.....
.....



LEARNING PROGRESS NOTES

Use this space to record progress, milestones and key learning moments throughout the year.

DATE	NOTES / OBSERVATIONS	FOCUS AREA / LEARNING AREA
	
	
	



PARENT REFLECTION

Your thoughts, wins, challenges and reflections on your child's learning journey this year.

.....
.....
.....
.....
.....








EVIDENCE LOG



Use this page to record learning evidence throughout the year.
Print as many copies as needed and keep with your homeschool records.

Student Name: _____ Term: _____ Week / Date Range: _____

Focus (optional – e.g. English, Science & Technology, etc.): _____ Page Number: _____

DATE 	LEARNING AREA 	ACTIVITY / LEARNING MOMENT 	EVIDENCE COLLECTED  (What evidence do we have?)	STORED / FILED WHERE  (Where is this kept or saved?)	NOTES / OBSERVATIONS (What learning did we see?)
.....	<input type="radio"/> Worksheet <input type="radio"/> Photo <input type="radio"/> Video <input type="radio"/> Drawing <input type="radio"/> Conversation <input type="radio"/> Project <input type="radio"/> App/Screenshot <input type="radio"/> Outing/Experience <input type="radio"/> Other: _____
.....	<input type="radio"/> Worksheet <input type="radio"/> Photo <input type="radio"/> Video <input type="radio"/> Drawing <input type="radio"/> Conversation <input type="radio"/> Project <input type="radio"/> App/Screenshot <input type="radio"/> Outing/Experience <input type="radio"/> Other: _____
.....	<input type="radio"/> Worksheet <input type="radio"/> Photo <input type="radio"/> Video <input type="radio"/> Drawing <input type="radio"/> Conversation <input type="radio"/> Project <input type="radio"/> App/Screenshot <input type="radio"/> Outing/Experience <input type="radio"/> Other: _____
.....	<input type="radio"/> Worksheet <input type="radio"/> Photo <input type="radio"/> Video <input type="radio"/> Drawing <input type="radio"/> Conversation <input type="radio"/> Project <input type="radio"/> App/Screenshot <input type="radio"/> Outing/Experience <input type="radio"/> Other: _____
.....	<input type="radio"/> Worksheet <input type="radio"/> Photo <input type="radio"/> Video <input type="radio"/> Drawing <input type="radio"/> Conversation <input type="radio"/> Project <input type="radio"/> App/Screenshot <input type="radio"/> Outing/Experience <input type="radio"/> Other: _____



TIP: Evidence does not need to be perfect – it just needs to show learning over time.



WEEKLY PLANNER TEMPLATE

DIY LESSON BUILDER









Week Of: _____ Term: _____ Parent / Educator: _____



WEEKLY FOCUS

What we are focusing on this week.

.....
.....
.....

KEY LEARNING AREA	MONDAY	TUESDAY	WEDNESDAY	THURSDAY	FRIDAY
 ENGLISH
 MATHEMATICS
 SCIENCE & TECHNOLOGY
 HSIE (HISTORY & GEOGRAPHY)
 PDHPE (HEALTH & WELLBEING)
 CREATIVE ARTS



ADDITIONAL ACTIVITIES / ENRICHMENT

Excursions, outings, hobby time, investigations, life skills, etc.

.....
.....
.....



RESOURCES / MATERIALS NEEDED

List any resources or materials you need for the week.

.....
.....
.....



WEEKLY REFLECTION

WHAT WENT WELL?

.....
.....
.....

WHAT WILL WE IMPROVE NEXT WEEK?

.....
.....
.....

NOTES

.....
.....
.....



READING LOG



Student Name: _____ Year Level: _____ Learning Period: _____

Parent / Educator: _____ Date Started: _____



Use this reading log to celebrate and track your child's reading journey.

Record books read, favourite stories, new words and special moments.

DATE (dd/mm/yyyy)	BOOK TITLE	AUTHOR	WHO READ? Child / Parent / Sibling / Other	NEW WORDS OR PHRASES	NOTES & FAVOURITE PARTS
.....
.....
.....
.....
.....
.....
.....
.....
.....



Reading opens minds, builds imagination and grows confident learners.

Every book is a new adventure!



END OF YEAR SUMMARY



Student Name: _____

Year Level: Grade 1

Learning Period: Term 1 – Term 4

Date of Birth: _____

Parent / Educator: _____



This summary celebrates your child's learning journey throughout Grade 1. It highlights progress against key learning outcomes and identifies strengths and next steps as they move forward.

PROGRESS AGAINST OUTCOMES

Reflecting on progress across the key learning areas and their outcomes.

KEY LEARNING AREA	KEY LEARNING OUTCOMES (Aligned with the Australian Curriculum)	ACHIEVED (independently)	DEVELOPING (with support)	EMERGING (beginning to develop)
 ENGLISH	<ul style="list-style-type: none"> Read fluently, decode and comprehend texts Use phonics and known words to read unfamiliar text Understand and use a range of spelling patterns Write clear and structured texts for different purposes Speak confidently and listen actively in discussions 	<input type="checkbox"/>	<input type="checkbox"/>	<input type="checkbox"/>
 MATHEMATICS	<ul style="list-style-type: none"> Read, write and order numbers to at least 1000 Add and subtract one- and two-digit numbers Solve simple multiplication and division problems Identify and describe shapes and their properties Measure and compare length, mass, capacity and time 	<input type="checkbox"/>	<input type="checkbox"/>	<input type="checkbox"/>
 SCIENCE & TECHNOLOGY	<ul style="list-style-type: none"> Pose and respond to questions Explore and describe changes in the environment Use materials and technologies for specific purposes Record and communicate observations and findings 	<input type="checkbox"/>	<input type="checkbox"/>	<input type="checkbox"/>
 HSIE (HISTORY & GEOGRAPHY)	<ul style="list-style-type: none"> Explore personal, family and community history Identify and describe places and their features Compare past and present and the impact of change Develop understanding of roles and responsibilities 	<input type="checkbox"/>	<input type="checkbox"/>	<input type="checkbox"/>
 PDHPE (PERSONAL DEVELOPMENT, HEALTH & PHYSICAL EDUCATION)	<ul style="list-style-type: none"> Recognise and manage emotions and behaviour Build and maintain positive relationships Identify and apply strategies for health and safety Develop fundamental movement skills and participate 	<input type="checkbox"/>	<input type="checkbox"/>	<input type="checkbox"/>
 CREATIVE ARTS	<ul style="list-style-type: none"> Explore and experiment with different art forms Create and share artworks and performances Respond to and discuss artworks and music Use imagination and creativity to express ideas 	<input type="checkbox"/>	<input type="checkbox"/>	<input type="checkbox"/>



OUR FOCUS FOR NEXT YEAR

Areas we will continue to build on and goals we are working towards.

.....

.....

.....

