







SIMPLE MAPS



A map shows where places are.
We can use a grid to help us find places.
Read the map and answer the questions.

1 Look at the map.

	1	2	3	4	5
A					
B					
C					
D					

KEY

	School
	Park
	House
	Shop
	Library
	Sports Field

2 Use the map to answer the questions.
Write the coordinates.

- a. What are the coordinates for the school? _____
- b. What are the coordinates for the park? _____
- c. What are the coordinates for the house? _____
- d. What are the coordinates for the shop? _____
- e. What are the coordinates for the library? _____
- f. What are the coordinates for the sports field? _____

Remember!

The first letter is the row (A–D).
The first number is the column (1–5).
Example: **B3**



Tip: Read the map carefully. Go across first (1 to 5), then go down (A to D).