





HISTORY ACTIVITIES

- ★ Create family timelines 
- ★ Compare old and new photographs 
- ★ Interview grandparents or family members 
- ★ Explore historical objects 
- ★ Sequence events in order 
- ★ Discuss how life has changed over time 
- ★ Read books about the past 
- ★ Visit museums or historical places 

GEOGRAPHY ACTIVITIES

- ★ Draw simple maps 
- ★ Use grids and coordinates 
- ★ Explore the local community 
- ★ Nature walks and observations 
- ★ Weather charts 
- ★ Identify natural and built environments 
- ★ Discuss how people use places 
- ★ Learn map symbols and directions 

HANDS-ON LEARNING

- ★ Build landmarks using blocks 
- ★ Create posters and models 
- ★ Label maps and diagrams 
- ★ Use globes and atlases 
- ★ Sort pictures into categories 
- ★ Complete scavenger hunts 

SPEAKING & RESEARCH

- ★ Ask questions and discuss findings 
- ★ Present information verbally 
- ★ Share observations 
- ★ Research places and environments 
- ★ Compare different locations 

SUGGESTED EVIDENCE IDEAS

- ★ Drawings and labelled diagrams 
- ★ Timelines 
- ★ Photos of excursions 
- ★ Nature journals 
- ★ Worksheets and projects 
- ★ Oral discussions 
- ★ Posters and presentations 
- ★ Map activities 
- ★ Comparing "past and present" tasks 

SUGGESTED RESOURCES

BOOKS & VISUAL RESOURCES

- Picture books
- Historical photographs
- Maps and atlases
- Globes
- Posters and diagrams



HANDS-ON RESOURCES

- Magnifying glasses
- Clipboards
- Coloured pencils
- Printable maps
- Timeline templates







OUTDOOR LEARNING

- Local walks
- Parks and playgrounds
- Museums
- Libraries
- Nature reserves



DIGITAL RESOURCES

- Google Earth 
- National Geographic Kids 
- Behind the News (BTN) 
- ABC Education 



HSIE helps us understand the past, explore places and look after our world.
Be curious. Ask questions. Make connections.

