

GRADE 2

HOMESCHOOL PLANNING BUNDLE

A COMPLETE, **DONE-FOR-YOU** PLANNING SYSTEM FOR PRIMARY YEARS LEARNING



EVERYTHING IS PLANNED. **YOU** MAKE IT YOURS.

This bundle provides a full year of pre-planned learning, mapped across all key learning areas and aligned with the Australian Curriculum.

You simply personalise, teach, explore and document learning in a way that works for your child.



Structured &
Pre-Mapped



Flexible &
Adaptable



Outcome-
Aligned



Confidence-
Boosting



Registration &
Review Friendly

WHAT'S INCLUDED



1. YEAR OVERVIEW (LEARNING PLAN)

A complete year learning plan with all learning areas, outcomes, resources and evidence ideas. Pre-mapped and ready to use.

Pre-mapped &
registration
friendly



2. TERM PLANNERS

10 weeks per term with learning focus, intentions, activities, resources and learning goals.

Pre-planned
progression for
each term



3. WEEKLY PLANNER

Plan each week using the pre-planned structure. Add your own activities and experiences.

Flexible weekly
planning made
easy



4. EVIDENCE LOG

Record learning evidence as it happens. Track activities, skills and progress against outcomes.

Outcome-aligned
evidence
tracking



5. READING LOG

Track books read, new words, favourite stories and celebrate reading growth.

Build a love of
reading & track
progress



6. REFLECTION & OUTCOME SUMMARY

Reflect at the end of each term and assess progress against outcomes. Celebrate wins and plan next steps.

Review, assess
and plan with
confidence

✔ WHAT THIS BUNDLE IS

- ✔ A complete, structured homeschool planning system
- ✔ Pre-planned learning across all key learning areas
- ✔ Aligned with the Australian Curriculum
- ✔ Designed for flexibility – adapt to your child's interests, pace and learning style
- ✔ Helps you stay organised, confident and consistent
- ✔ Supports ongoing documentation and reflection
- ✔ Registration and review friendly

✘ WHAT THIS BUNDLE IS NOT

- ✘ It is not a scripted curriculum or daily lesson plan
- ✘ It does not include worksheets or printable activities
- ✘ It does not tell you exactly what to do each day



OUR PROMISE

We take care of the planning and mapping, so you can focus on what matters most – building connection and enjoying meaningful learning together.



TERM PLANNERS ARE PROVIDED IN A **SEPARATE LANDSCAPE FILE** FOR EASY PRINTING AND USE.

YEAR OVERVIEW



Student Name: _____ Year Level: _____ Learning Period: _____

Date of Birth: _____ Parent / Educator: _____



OUR LEARNING APPROACH

This program is aligned with the Australian Curriculum and supports primary years learning across key learning areas. It is designed to provide a structured, flexible approach to developing essential skills in literacy, numeracy, science and social development.



Structured Lessons



Play-Based Learning



Real-Life Experiences



Hands-On Activities



Outdoor Exploration

KEY LEARNING AREA	OUTCOMES SUMMARY	RESOURCES & ACTIVITIES	EVIDENCE COLLECTED	ENRICHMENT AREA (Parent to add)
 ENGLISH	<ul style="list-style-type: none"> Read a range of texts with increasing fluency and understanding Identify main ideas and key details Use common spelling patterns and conventions Write simple informative, narrative and persuasive texts Speak clearly and listen actively in conversations 	<ul style="list-style-type: none"> Guided & independent reading Phonics & spelling practice Writing prompts & short projects Sentence building & grammar tasks Conversations and retell activities 	<ul style="list-style-type: none"> Writing samples Reading records Worksheets Photos of activities Speaking & listening observations Spelling tests 	<hr/> <hr/> <hr/> <hr/> <hr/> <hr/>
 MATHEMATICS	<ul style="list-style-type: none"> Use place value to read, write and order numbers to 1,000 Add and subtract using efficient strategies Solve simple multiplication and division problems Measure and compare length, mass, capacity and time Collect, represent and interpret data 	<ul style="list-style-type: none"> Number games & challenges Addition & subtraction practice Intro multiplication (groups/ arrays) & division (sharing) Measurement tasks (hands-on) Time, money and data activities 	<ul style="list-style-type: none"> Completed worksheets Math tests Math journals Photos of activities Observations of problem solving Projects & quizzes 	<hr/> <hr/> <hr/> <hr/> <hr/> <hr/>
 SCIENCE & TECHNOLOGY	<ul style="list-style-type: none"> Investigate the needs and life cycles of living things Explore how materials change and are used Observe and describe environmental changes Use simple technologies to investigate and communicate 	<ul style="list-style-type: none"> Simple experiments & investigations Nature observations & journals Sorting and comparing materials Weather tracking Digital tools (photos, simple apps) 	<ul style="list-style-type: none"> Experiment reports Photos & drawings Observations Science journals Projects & models Presentations 	<hr/> <hr/> <hr/> <hr/> <hr/> <hr/>
 HSIE (HISTORY & GEOGRAPHY)	<ul style="list-style-type: none"> Explore past and present in family and community life Identify changes over time Investigate places and their features Understand connections between people and places 	<ul style="list-style-type: none"> Family timelines & stories Local area mapping Community outings & walks Cultural learning & celebrations Research projects 	<ul style="list-style-type: none"> Projects Maps & diagrams Worksheets Photos of activities Research notes Reflections 	<hr/> <hr/> <hr/> <hr/> <hr/> <hr/>
 PDHPE (PERSONAL DEVELOPMENT, HEALTH & PHYSICAL EDUCATION)	<ul style="list-style-type: none"> Build positive relationships and social skills Identify and manage emotions Make informed choices about health and safety Participate in physical activity with confidence 	<ul style="list-style-type: none"> Conversations about feelings & wellbeing Movement & sport activities Daily routines & hygiene habits Safety discussions (home, community, online) 	<ul style="list-style-type: none"> Observations Participation records Student reflections Routine charts Photos/videos Achievements 	<hr/> <hr/> <hr/> <hr/> <hr/> <hr/>
 CREATIVE ARTS	<ul style="list-style-type: none"> Explore and express ideas through visual arts Participate in music and movement Use drama and role play to express ideas Respond to and share creative work 	<ul style="list-style-type: none"> Art projects & craft Music, rhythm & singing Drama, role play & storytelling Dance & movement Creative free play 	<ul style="list-style-type: none"> Artwork Photos Videos Projects Performances Reflections 	<hr/> <hr/> <hr/> <hr/> <hr/> <hr/>



LEARNING REFLECTION



Student Name: _____ Year Level: _____ Learning Period: _____

Parent / Educator: _____ Date Started: _____ Date Completed: _____



STRENGTHS OBSERVED

What is your child doing well? What are their interests and passions?

.....
.....
.....
.....
.....



AREAS FOR DEVELOPMENT

What skills or areas are we continuing to work on?

.....
.....
.....
.....
.....



ADJUSTMENTS MADE

What changes or supports have been put in place to support learning?

.....
.....
.....
.....
.....



LEARNING PROGRESS NOTES

Use this space to record progress, milestones and key learning moments throughout the year.

DATE	NOTES / OBSERVATIONS	FOCUS AREA / LEARNING AREA
	
	
	



PARENT REFLECTION

Your thoughts, wins, challenges and reflections on your child's learning journey this year.

.....
.....
.....
.....
.....








EVIDENCE LOG



Use this page to record learning evidence throughout the year.
Print as many copies as needed and keep with your homeschool records.

Student Name: _____ Term: _____ Week / Date Range: _____

Focus (optional – e.g. English, Science & Technology, etc.): _____ Page Number: _____

DATE 	LEARNING AREA 	ACTIVITY / LEARNING MOMENT 	EVIDENCE COLLECTED  (What evidence do we have?)	STORED / FILED WHERE  (Where is this kept or saved?)	NOTES / OBSERVATIONS (What learning did we see?)
.....	<input type="radio"/> Worksheet <input type="radio"/> Photo <input type="radio"/> Video <input type="radio"/> Drawing <input type="radio"/> Conversation <input type="radio"/> Project <input type="radio"/> App/Screenshot <input type="radio"/> Outing/Experience <input type="radio"/> Other: _____
.....	<input type="radio"/> Worksheet <input type="radio"/> Photo <input type="radio"/> Video <input type="radio"/> Drawing <input type="radio"/> Conversation <input type="radio"/> Project <input type="radio"/> App/Screenshot <input type="radio"/> Outing/Experience <input type="radio"/> Other: _____
.....	<input type="radio"/> Worksheet <input type="radio"/> Photo <input type="radio"/> Video <input type="radio"/> Drawing <input type="radio"/> Conversation <input type="radio"/> Project <input type="radio"/> App/Screenshot <input type="radio"/> Outing/Experience <input type="radio"/> Other: _____
.....	<input type="radio"/> Worksheet <input type="radio"/> Photo <input type="radio"/> Video <input type="radio"/> Drawing <input type="radio"/> Conversation <input type="radio"/> Project <input type="radio"/> App/Screenshot <input type="radio"/> Outing/Experience <input type="radio"/> Other: _____
.....	<input type="radio"/> Worksheet <input type="radio"/> Photo <input type="radio"/> Video <input type="radio"/> Drawing <input type="radio"/> Conversation <input type="radio"/> Project <input type="radio"/> App/Screenshot <input type="radio"/> Outing/Experience <input type="radio"/> Other: _____



TIP: Evidence does not need to be perfect – it just needs to show learning over time.



WEEKLY PLANNER TEMPLATE

DIY LESSON BUILDER









Week Of: _____ Term: _____ Parent / Educator: _____



WEEKLY FOCUS

What we are focusing on this week.

.....
.....
.....

KEY LEARNING AREA	MONDAY	TUESDAY	WEDNESDAY	THURSDAY	FRIDAY
 ENGLISH
 MATHEMATICS
 SCIENCE & TECHNOLOGY
 HSIE (HISTORY & GEOGRAPHY)
 PDHPE (HEALTH & WELLBEING)
 CREATIVE ARTS



ADDITIONAL ACTIVITIES / ENRICHMENT

Excursions, outings, hobby time, investigations, life skills, etc.

.....
.....
.....



RESOURCES / MATERIALS NEEDED

List any resources or materials you need for the week.

.....
.....
.....



WEEKLY REFLECTION

WHAT WENT WELL?

.....
.....
.....

WHAT WILL WE IMPROVE NEXT WEEK?

.....
.....
.....

NOTES

.....
.....
.....



READING LOG



Student Name: _____ Year Level: _____ Learning Period: _____

Parent / Educator: _____ Date Started: _____



Use this reading log to celebrate and track your child's reading journey.

Record books read, favourite stories, new words and special moments.

DATE (dd/mm/yyyy)	BOOK TITLE	AUTHOR	WHO READ? Child / Parent / Sibling / Other	NEW WORDS OR PHRASES	NOTES & FAVOURITE PARTS
.....
.....
.....
.....
.....
.....
.....
.....
.....



Reading opens minds, builds imagination and grows confident learners.

Every book is a new adventure!





Student Name: _____ Year Level: Grade 2 Learning Period: Term 1 – Term 4

Date of Birth: _____ Parent / Educator: _____



This summary celebrates your child's learning journey throughout Grade 2. It highlights progress against key learning outcomes and identifies strengths and next steps as they move forward.

PROGRESS AGAINST OUTCOMES

Reflecting on progress across the key learning areas and their outcomes.

KEY LEARNING AREA	KEY LEARNING OUTCOMES (Aligned with the Australian Curriculum)	ACHIEVED (Independently)	DEVELOPING (With support)	EMERGING (Beginning to develop)
 ENGLISH	<ul style="list-style-type: none"> Read a range of texts with fluency and understanding Identify main ideas and key details Use spelling patterns and conventions Write simple informative, narrative and persuasive texts Speak clearly and listen actively in conversations 	<input type="checkbox"/> <input type="checkbox"/> <input type="checkbox"/> <input type="checkbox"/> <input type="checkbox"/>	<input type="checkbox"/> <input type="checkbox"/> <input type="checkbox"/> <input type="checkbox"/> <input type="checkbox"/>	<input type="checkbox"/> <input type="checkbox"/> <input type="checkbox"/> <input type="checkbox"/> <input type="checkbox"/>
 MATHEMATICS	<ul style="list-style-type: none"> Use place value to read, write and order numbers to 1,000 Add and subtract using efficient strategies Solve simple multiplication and division problems Measure and compare length, mass, capacity and time Collect, represent and interpret data 	<input type="checkbox"/> <input type="checkbox"/> <input type="checkbox"/> <input type="checkbox"/> <input type="checkbox"/> <input type="checkbox"/>	<input type="checkbox"/> <input type="checkbox"/> <input type="checkbox"/> <input type="checkbox"/> <input type="checkbox"/> <input type="checkbox"/>	<input type="checkbox"/> <input type="checkbox"/> <input type="checkbox"/> <input type="checkbox"/> <input type="checkbox"/> <input type="checkbox"/>
 SCIENCE & TECHNOLOGY	<ul style="list-style-type: none"> Investigate the needs and life cycles of living things Explore how materials change and are used Observe and describe environmental changes Use simple technologies to investigate and communicate 	<input type="checkbox"/> <input type="checkbox"/> <input type="checkbox"/> <input type="checkbox"/>	<input type="checkbox"/> <input type="checkbox"/> <input type="checkbox"/> <input type="checkbox"/>	<input type="checkbox"/> <input type="checkbox"/> <input type="checkbox"/> <input type="checkbox"/>
 HSIE (HISTORY & GEOGRAPHY)	<ul style="list-style-type: none"> Explore past and present in family and community life Identify changes and continuities over time Investigate places and their features Understand connections between people and places 	<input type="checkbox"/> <input type="checkbox"/> <input type="checkbox"/> <input type="checkbox"/>	<input type="checkbox"/> <input type="checkbox"/> <input type="checkbox"/> <input type="checkbox"/>	<input type="checkbox"/> <input type="checkbox"/> <input type="checkbox"/> <input type="checkbox"/>
 PDHPE (PERSONAL DEVELOPMENT, HEALTH & PHYSICAL EDUCATION)	<ul style="list-style-type: none"> Build positive relationships and social skills Identify and manage emotions Make informed choices about health and safety Participate in physical activity with confidence 	<input type="checkbox"/> <input type="checkbox"/> <input type="checkbox"/> <input type="checkbox"/>	<input type="checkbox"/> <input type="checkbox"/> <input type="checkbox"/> <input type="checkbox"/>	<input type="checkbox"/> <input type="checkbox"/> <input type="checkbox"/> <input type="checkbox"/>
 CREATIVE ARTS	<ul style="list-style-type: none"> Explore and express ideas through visual arts Participate in music and movement Use drama and role play to express ideas Respond to and share creative work 	<input type="checkbox"/> <input type="checkbox"/> <input type="checkbox"/> <input type="checkbox"/>	<input type="checkbox"/> <input type="checkbox"/> <input type="checkbox"/> <input type="checkbox"/>	<input type="checkbox"/> <input type="checkbox"/> <input type="checkbox"/> <input type="checkbox"/>



OUR FOCUS FOR NEXT YEAR

Areas we will continue to build on and goals we are working towards.

.....

.....

